

Swan Energy Limited

(Formerly Swan Mills Limited)

6, Feltham House, 2nd Floor, 10 J. N. Heredia Marg, Ballard Estate, Mumbai 400001.
Tel.: 022-4058 7300 • Fax : +91-22-4058 7360 • Email : swan@swan.co.in
CIN: L17100MH1909PLC000294

Swan/nse/bse

14th November, 2018

Dept. of Corporate Compliances,
National Stock Exchange Limited,
Exchange Plaza, Plot No. C/1, G Block,
Bandra –Kurla Complex, Bandra-east,
Mumbai – 400 051

Listing Department
Bombay Stock Exchange Limited
P.J. Tower, Dalal Street, Fort
Mumbai – 400 001

Scrip Code: 503310 (BSE) & SWANENERGY (NSE)

Dear Sir,

Sub: Unaudited Standalone Financial Results for the Quarter ended 30th September, 2018
(IND AS Compliant)

In compliance with Regulation 33 & 30 of the SEBI (Listing Obligations and Disclosure Requirements), Regulations, 2015, we enclose herewith the Un-audited standalone Financial Results for the Quarter ended 30th September, 2018 and also the Limited Review Report furnished by the Statutory Auditors of the Company.

The said results has been reviewed by the Audit Committee and approved by the Board at its meeting held today i.e., 14th November, 2018.


The meeting commenced at 05:00 p.m. and concluded at 6:30 p.m.

We would request you to please take on record the above and post the same on your website for dissemination to the public.

Thanking you,

Yours faithfully,

For Swan Energy Limited



**(Arun S. Agarwal)
Company Secretary**

Encl: a/a

SWAN ENERGY LIMITED

Corporate Identity Number(CIN): L17100MH1909PLC000294

Regd. Office: 6, Feltham House, J.N. Heredia Marg, Ballard Estate, Mumbai - 400 001

Phone:022-40587300; Fax:022-40587360; Email: swan@swan.co.in; Website: www.swan.co.in

Statement of Unaudited Standalone Financial Results For the Quarter and Half Year Ended Sept 30, 2018

		Quarter Ended			Half Year Ended		(₹ In Lacs)
Particulars	30.09.2018	30.06.2018	30.09.2017	30.09.2018	30.09.2017	Year Ended	
	(Unaudited)	(Unaudited)	(Unaudited)	(Unaudited)	(Unaudited)	31.03.2018	
						(Audited)	
1 INCOME:							
a) Revenue from Operations	8,405.01	60,453.31	4,214.09	68,858.32	11,702.22	31,636.18	
b) Other Income	656.87	250.77	535.92	907.64	1,218.94	11,568.53	
Total Income	9,061.88	60,704.08	4,750.01	69,765.96	12,921.16	43,204.71	
2 EXPENSES:							
(a) Cost of materials consumed	7,373.04	9,507.97	3,833.17	16,881.02	10,538.10	27,849.65	
(b) Changes in inventories of finished goods, work in progress and stock-in-trade	223.70	46,408.47	(697.19)	46,632.16	(1,175.73)	(1,340.08)	
(c) Employee benefits expenses	260.18	266.79	254.57	526.97	522.12	1,274.71	
(d) Finance Costs	457.15	508.24	612.41	965.39	1,124.06	2,301.58	
(e) Depreciation & amortisation expense	133.18	132.17	134.97	265.34	264.13	536.66	
(f) Other Expenses	484.38	526.16	470.59	1,010.54	1,196.24	3,440.64	
Total Expenses	8,931.63	57,349.80	4,608.52	66,281.42	12,468.92	34,063.16	
3 Profit before Tax	130.25	3,354.28	141.49	3,484.54	452.24	9,141.55	
4 Tax Expenses	-	-	-	-	-	1,866.94	
5 Net Profit after Tax (3-4)	130.25	3,354.28	141.49	3,484.54	452.24	7,274.61	
6 Other Comprehensive Income (Net of Tax)	-	-	-	-	-	-	
7 Total Comprehensive Income (6+7)	130.25	3,354.28	141.49	3,484.54	452.24	7,274.61	
8 Paid - up Equity Share Capital [Face value: ₹ 1/- per share]	2,442.57	2,442.57	2,442.57	2,442.57	2,442.57	2,442.57	
9 Earnings per Shares (EPS) Basic & Diluted							
a) Before Extraordinary Items (In ₹)	0.05	1.37	0.06	1.43	0.19	2.98	
b) After Extraordinary Items (In ₹)	0.05	1.37	0.06	1.43	0.19	2.98	



		(₹ in Lacs)	
		30.09.2018 (Unaudited)	31.03.2018 (Audited)
Statement of Assets & Liabilities			
	Particulars		
A	ASSETS		
	Non-current assets		
	(a) Property, Plant and Equipment	5,056.44	5,299.89
	(b) Capital work in progress	-	-
	(c) Investment Property	2,365.12	2,365.12
	(d) Investment in Equity Shares	2,559.00	2,559.00
	(e) Non Current Tax Assets	8,067.31	7,326.81
	(f) Other Non Current Assets	361.38	161.36
	Total (A)	18,409.25	17,712.18
B	Current Assets		
	(a) Inventories	11,313.46	58,178.77
	(b) Financial Assets		
	(i) Current Investments	14,689.24	13,813.41
	(ii) Trade Receivables	2,538.33	5,714.14
	(iii) Cash and cash equivalents	1,216.38	65.63
	(iv) Bank balance other than (iii) above	8.85	1,038.90
	(v) Loans	76,974.70	69,290.38
	(vi) Other Financial Assets	18.97	3.84
	(c) Other Current Tax Assets	1,293.60	346.00
	Total (B)	1,08,053.53	1,48,451.07
	Total Assets (A+B)	1,26,462.78	1,66,163.25
	EQUITY AND LIABILITIES		
A	Equity		
	(a) Equity Share Capital	2,442.57	2,442.57
	(b) Other Equity	96,926.23	93,735.68
	(C) Non Controlling Interest	-	-
	Total (A)	99,368.80	96,178.25
B	Non-current liabilities		
	(a) Financial Liabilities		
	(i) Long Term Borrowings	10,417.16	10,353.76
	(ii) Other financial liabilities	32.28	43.90
	(b) Deferred Tax Liability	597.08	597.08
	(c) Long Term Provisions	150.48	103.30
	Total (B)	11,197.00	11,098.04
C	Current liabilities		
	(a) Financial Liabilities		
	(i) Short Term Borrowings	3,123.57	6,026.61
	(ii) Trade Payables	2,038.67	4,927.64
	(iii) Other Financial Liabilities	-	17.59
	(iv) Other Current Liabilities	5,630.06	42,812.99
	(b) Short Term Provisions	5,104.68	5,102.13
	Total (C)	15,896.98	58,886.96
	Total Liabilities (B+C) (D)	27,093.98	69,985.00
	Total Equity and Liabilities (A+D)	1,26,462.78	1,66,163.25



Segment Wise Revenue, Results and Capital Employed

(₹ in Lacs)


Sr. No.	Particulars	Quarter Ended			Half Year Ended		Year Ended
		30.09.2018 (Unaudited)	30.06.2018 (Unaudited)	30.09.2017 (Unaudited)	30.09.2018 (Unaudited)	30.09.2017 (Unaudited)	31.03.2018 (Audited)
1	SEGMENT REVENUE (GROSS INCOME)						
	a) Segment - Textile	8,392.66	9,192.09	4,201.73	17,584.75	11,669.27	31,502.80
	b) Segment - Construction/Others	669.22	51,511.99	548.28	52,181.21	1,251.89	11,701.91
	Total	9,061.88	60,704.08	4,750.01	69,765.96	12,921.16	43,204.71
	Less:- Inter Segment Revenue	-	-	-	-	-	-
	Total Income from Operations	9,061.88	60,704.08	4,750.01	69,765.96	12,921.16	43,204.71
2	SEGMENT RESULTS (+/-)						
	Profit before tax and Interest						
	a) Segment - Textile	205.70	219.96	439.88	425.67	863.70	2,046.51
	b) Segment - Construction/Others	381.70	3,642.56	314.02	4,024.26	712.60	9,396.62
	Total Segment Results	587.40	3,862.52	753.90	4,449.93	1,576.30	11,443.13
	Less : Interest	457.15	508.24	612.41	965.39	1,124.06	2,301.58
	Less : Others un allocable exp	-	-	-	-	-	-
	Total Profit before Tax	130.25	3,354.28	141.49	3,484.54	452.24	9,141.55
3	SEGMENT ASSETS						
	a) Segment - Textile	19,184.07	20,097.76	25,516.13	19,184.07	25,516.13	21,862.49
	b) Segment - Construction/Others	99,211.38	1,02,138.58	1,31,611.88	99,211.38	1,31,611.88	1,36,917.93
	Total Segment Assets	1,18,395.45	1,22,236.34	1,57,128.01	1,18,395.45	1,57,128.01	1,58,780.42
4	SEGMENT LIABILITIES						
	a) Segment - Textile	5,339.81	8,848.44	11,824.55	5,339.81	11,824.55	10,777.25
	b) Segment - Construction/Others	15,901.94	16,007.27	57,884.17	15,901.94	57,884.17	53,499.70
	Total Segment Liabilities	21,241.75	24,855.71	69,708.72	21,241.75	69,708.72	64,276.95

Notes:

- The Standalone financial statements are prepared in accordance with the Indian Accounting Standards (Ind AS) as prescribed under Section 133 of the Companies Act, 2013 read with Rule 3 of the Companies (Indian Accounting Standards) Rules, 2015 and amendments thereto and other Recognised Accounting Practices and Policies to the extent applicable.
- The above financial results have been reviewed and recommended by the Audit Committee and approved by the Board of Directors at its meeting held on Thursday, August 09, 2018. The Statutory Auditors have carried out a Limited Review of the aforesaid financial results as required under Regulation 33 of the SEBI (Listing Obligations and Disclosure Requirements) Regulations, 2015.
- The Company operates in two segments namely, a) Textiles and b) Construction/others.
- Provision for Taxation shall be made at the end of the year.
- The figures for the previous period have been regrouped and/or rearranged, wherever considered necessary.



For Swan Energy Limited


 Paresh V. Merchant
 Executive Director

Place : Mumbai

Date: November 14, 2018

Limited Review Report


Review Report to the Board of Directors of Swan Energy Limited

We have reviewed the accompanying statement of unaudited financial results of **Swan Energy Limited** for the quarter ended 30th September, 2018. This statement is the responsibility of the Company's Management and has been approved by the Board of Directors. Our responsibility is to issue a report on these financial statements based on our review.


We conducted our review in accordance with the Standard on Review Engagement (SRE) 2410, Review of Interim Financial Information performed by the Independent Auditor of the Entity, issued by the Institute of Chartered Accountants of India. This standard requires that we plan and perform the review to obtain moderate assurance as to whether the financial statements are free of material misstatement. A review is limited primarily to inquiries of company personnel and analytical procedures applied to financial data and thus provides less assurance than an audit. We have not performed an audit and accordingly, we do not express an audit opinion.

Based on our review conducted as above, nothing has come to our attention that causes us to believe that the accompanying statement of unaudited financial results prepared in accordance with applicable accounting standards and other recognized accounting practices and policies has not disclosed the information required to be disclosed in terms of Regulation 33 of the SEBI (Listing Obligations and Disclosure Requirements) Regulations, 2015 and SEBI circular dated 5th July, 2016, including the manner in which it is to be disclosed, or that it contains any material misstatement.

For N. N. Jambusaria & Co.
Chartered Accountants



Nimesh N. Jambusaria
Partner
M. No. 038979
Firm Regn. No. 104030W



Place Mumbai

Date: **14 NOV 2018**