

Swan Energy Limited

(Formerly Swan Mills Limited)

6, Feltham House, 2nd Floor, 10 J. N. Heredia Marg, Ballard Estate, Mumbai 400001.

Tel.: 022-4058 7300 • Fax : +91-22-4058 7360 • Email : swan@swan.co.in
16th April, 2013

Swan/bse

Dept. of Corporate Service,
Bombay Stock Exchange Limited,
P.J. Tower, Dalal Street, Fort,
Mumbai - 400 001.

Dear Sir,

Company code 50 3310

Sub: Shareholding Pattern for the Quarter ended 31st March, 2013

Pursuant to Clause 35 of the Listing Agreement, we are enclosing herewith the following:

1. Shareholding pattern of the Company as on 31.03.2013;
2. List of shareholders holding more than 1% of shares of the capital of the Company.

Please find the above in order and acknowledge the receipt

Thanking you,


Yours faithfully,
For Swan Energy Limited



(Arun S. Agarwal)
Company Secretary

Encl: As above

C.C.
Dy. Secretary
The Calcutta Stock Exchange Association Ltd.,
7, Lyons Range, Kolkatta 700 001




Name of the Company	SWAN ENERGY LIMITED		
Scrip Code	503310	Quarter Ended	31/03/2013

Partly Paid-up Shares	No. of partly paid-up shares	As a % of total no. of partly paid-up shares	As a % of total no. of shares of the company
Held by promoter/ promoter group	NIL	NIL	NIL
Held by public	NIL	NIL	NIL
Total			


Outstanding convertible securities :-	No. of outstanding securities	As a % of total no. of outstanding convertible securities	As a % of total no. of shares of the company, assuming full conversion of the convertible securities
Held by promoter/ promoter group	NIL	NIL	NIL
Held by public	NIL	NIL	NIL
Total			

Warrants:-	No. of warrants	As a % of total no. of warrants	As a % of total no. of shares of the company assuming full conversion of the warrants
Held by promoter/ promoter group	NIL	NIL	NIL
Held by public	NIL	NIL	NIL
Total			

Total paid-up capital of the company, assuming full conversion of warrants and convertible securities	95000000
---	----------



hr



Name of the Company		SWAN ENERGY LIMITED				
Scrip Code		503310				
Quarter Ended		31/03/2013				
Category	Category Shareholder code	Number of Shareholders	Total number of shares	Number of shares held in dematerialized form	Total Shareholding as a percentage of total number of shares	Shares pledged or otherwise encumbered
			As a percentage of (A+B)	As a percentage of (A+B+C)	As a percentage of (A+B)	As a percentage of (A+B+C)
(B)	Public Shareholding					N.A.
1	Institutions					
(a)	Mutual Funds / UTI	0	0	0	0.00	0.00
(b)	Financial Institutions / Banks	7	70600	23150	0.07	0.07
(c)	Central Government / State Government(s)	0	0	0	0.00	0.00
(d)	Venture Capital Funds	0	0	0	0.00	0.00
(e)	Insurance Companies	3	2806545	2806395	2.95	2.95
(f)	Foreign Institutional Investors	4	9450400	9450400	9.95	9.95
(g)	Foreign Venture Capital Investors	0	0	0	0.00	0.00
(h)	Qualified Foreign Investor	0	0	0	0.00	0.00
(i)	Any Other (Specify)	0	0	0	0.00	0.00
	Sub Total (B)(1)	14	12327545	12279945	12.98	12.98
2	Non-Institutions					
(a)	Bodies Corporate	163	6274207	6187707	6.60	6.60
(b)	Individuals	6557	2816730	1964080	2.96	2.96
(i)	Individual Shareholders holding nominal share capital up to Rs. 1 lakh	3	717842	717842	0.76	0.76
(ii)	Individual Shareholders holding nominal share capital in excess of Rs. 1 lakh	0	0	0	0.00	0.00
(c)	Qualified Foreign Investor	0	0	0	0.00	0.00
(d)	Any Other (Specify)	39	945874	945874	1.00	1.00
	(a) N.R.I. (Repat & Non-Repat.)	0	0	0	0.00	0.00
	(b) Foreign Corporate Bodies	2	1050	450	0.00	0.00
	(c) Trust	126	262593	262593	0.28	0.28
	(d) Hindu Undivided Family	0	0	0	0.00	0.00
	(f) Employee	0	0	0	0.00	0.00
	(h) Clearing Members	15	404159	404159	0.43	0.43
	Sub Total (B)(2)	6905	11422455	10482705	12.02	12.02
	Total Public Shareholding (B)= (B)(1)+(B)(2)	6919	23750000	22762650	25.00	25.00
	TOTAL (A)+(B)	6928	95000000	94012650	100.00	100.00
(C)	Shares held by Custodians and against Depository Receipts have been issued					
1)	Promoter and Promoter Group	0	0	0	0.00	0.00
2)	Public	0	0	0	0.00	0.00
	Sub-Total (C)	0	0	0	0.00	0.00
	GRAND TOTAL (A)+(B)+(C)	6928	95000000	94012650	100.00	100.00

108


Name of the Company **SUNN ENERGY LIMITED**

Scrip Code **503510** Quarter Ended **31/03/2013**

(D)(b) Statement showing holding of securities (including shares, warrants, convertible securities) of persons belonging to the category "Promoter and Promoter Group"

Sr. No.	Name of the Shareholder	Details of Shares held		Encumbered shares (%)		Details of Warrants			Details of convertible securities		Total Shares (including underlying shares assuming full conversion of warrants and convertible securities as a % diluted share capital)
		Number of shares held	as a % of Grand Total (A)+(B)+(C)	Number	As a percentage (VI)=(V)/(VII)*100	As a % of grand total (A)+(B)+(C) of sub-clause (D)(a)	Number of Warrants held	As a % total number of warrants of the same class	Number of convertible securities held	As a % total number of convertible securities of the same class	
(I)	(II)	(III)	(IV)	(V)	(VI)=(V)/(VII)*100	(VII)	(VIII)	(IX)	(X)	(XI)	(XII)
1	DAVE IMPEX PRIVATE LIMITED	23015200	24.22	80000000	34.76	8.42	0	0.00	0	0.00	24.22
2	SUNN REALTIONS PRIVATE LIMITED	20794500	21.88	0	0.00	0.00	0	0.00	0	0.00	21.88
3	SUNN ENSTECH WORKS PRIVATE LIMITED	19201429	20.21	0	0.00	0.00	0	0.00	0	0.00	20.21
4	DAVE LEASING AND HOLDINGS PRIVATE L	37204000	3.91	0	0.00	0.00	0	0.00	0	0.00	3.91
5	SAHAJANAND SOAPS AND CHEMICALS PVT	35050000	3.47	0	0.00	0.00	0	0.00	0	0.00	3.47
6	SUNN INTERNATIONAL LIMITED	1170224	1.23	0	0.00	0.00	0	0.00	0	0.00	1.23
7	VIRITA NIKHIL MERCHANT	20750	0.02	0	0.00	0.00	0	0.00	0	0.00	0.02
8	BARVIK NIKHIL MERCHANT	20500	0.02	0	0.00	0.00	0	0.00	0	0.00	0.02
9	NIKHIL VASANTILAL MERCHANT	20000	0.00	0	0.00	0.00	0	0.00	0	0.00	0.00
	TOTAL	71250000	74.99	80000000	11.23	8.42	0	0.00	0	0.00	74.99

(*) The term "encumbrance" has the same meaning as assigned to it in regulation 28(C) of the SAST Regulation, 2011




Handwritten signature/initials.

Name of the Company **SVM ENERGY LIMITED**

Scrap Code **503310** Quarter Ended **31/03/2013**

(D)(c)(i) Statement showing holding of securities (including shares, warrants, convertible securities) of persons belonging to the category "Public" and holding more than 1% of the total number of shares

Sr. No.	Name of the Shareholder	Total number of shares	Shares as a % of total number of shares (i.e. Grand Total (A)+(D)+(C) indicated in Statement at para (D)(a) above)	Details of Warrants		Details of convertible securities		Total Shares (including underlying full conversion of warrants and convertible securities as a % of diluted share capital)
				Number of Warrants held	As a % total number of warrants of the same class	Number of Convertible securities held	As a % total number of convertible securities of the same class	
1	TIRUPATI AGENCIES PRIVATE LIMITED	3847500	4.05	0	0.00	0	0.00	4.05
2	ARES DIVERSIFIED	3491848	3.67	0	0.00	0	0.00	3.67
3	ALBILA INVESTMENT FUND LTD	2870900	3.02	0	0.00	0	0.00	3.02
4	LIFE INSURANCE CORPORATION OF INDIA	2806395	2.95	0	0.00	0	0.00	2.95
5	HYPOS FUND LIMITED	1902889	2.00	0	0.00	0	0.00	2.00
6	RESONANCE OPPORTUNITIES FUND	1184763	1.24	0	0.00	0	0.00	1.24
3	TOTAL	16104295	16.95	0	0.00	0	0.00	16.95



(CL)

(CL)

Name of the Company	SUAN ENERGY LIMITED	
Script Code	503510	Quarter Ended 31/03/2013


(D)(C)(II) Statement showing holding of securities (including shares, warrants, convertible securities) of persons (together with PAC) belonging to the category "Public" and holding more than 5% of the total number of shares of the company

Sr. No.	Name(s) of the Shareholder(s) and the Persons Acting in Concert (PAC) with them	Number of shares	Shares as a % of total number of shares (i.e. Grand Total (A)+(B)+(C) indicated in Statement at para (D)(a) above)	Details of Warrants		Details of convertible securities		Total Shares (including underlying shares assuming full conversion of warrants and convertible securities) as a % of diluted share capital
				Number of Warrants held	As a % total number of warrants of the same class	Number of Convertible securities held	% v.r.t. total number of convertible securities of the same class	
1	NIL	0	0.00	0	0.00	0	0.00	0.00
3	TOTAL	0	0.00					0.00



(10)

Name of the Company		SWAN ENERGY LIMITED		
Scrip Code		503310	Quarter Ended	
		31/03/2013		
Statement showing details of locked-in shares				
Sr. No.	Name of the Shareholder	Total number of shares	Shares as a % of total number of shares (i.e. Grand Total (A)+(B)+(C) indicated in Statement at para (I)(a)	Promoter / Promoter Group / Public
1	NIL	0	0.00	
	TOTAL	0	0.00	



(11)

Name of the Company	SWAN ENERGY LIMITED	
Scrip Code	503310	Quarter Ended
		31/03/2013

(II)(a) Statement showing details of Depository Receipts (DRs)

Sr. No.	Type of outstanding DR (ADRS, GDRs, SDRs, etc.)	Number of outstanding DRs	Total number of shares	Shares underlying out-standing DRs as a % of total number of shares (i.e., GRAND TOTAL (A)+(B)+(C) indicated in statement at para (I)(a) above)
	NIL	NIL	NIL	NIL
	TOTAL			

(II)(b) Statement showing holding of Depository Receipts (DRs), where underlying shares are in excess of 1% of the total number of shares

Sr. No.	Name of the DR Holder	Type of outstanding DR (ADRS, GDRs, SDRs, etc.)	Number of shares underlying outstanding DRs	Shares underlying out-standing DRs as a % of total number of shares (i.e., GRAND TOTAL (A)+(B)+(C) indicated in statement at para (I)(a) above)
	NIL	NIL	NIL	NIL
	TOTAL			

